



40 SERIES FINE THREAD METERING VALVES

The Carlisle 40 Series Fine Thread Metering Valves have been carefully designed and precision built to assure maximum efficiency. They are rated for use with all types of combustible gases as well as with air or oxygen. The sturdy construction of the 40 Series valve enables it to be used with high pressure gases. Every Carlisle 40 Series valve is leak-tested under high pressure prior to shipping.

The 40 Series body is manufactured out of a durable brass. Teflon® packing is used for maximum corrosion resistance and safety when using oxygen. The stems are stainless steel and have been threaded for fine metering of the gases. The 46A, 47A, and 48A valves in particular have an extra long tapered stem for extremely fine control. The handles are standardly constructed from brass. For the colored handles, an anodized aluminum handle replaces the brass handle. The colored handles are available in both green and red. The handle can also be made in a slotted style so that the adjustments to the valve require a flat head screwdriver.

HOW TO ORDER

MODEL NUMBER

HANDLE STYLE

- 0 = BRASS
- 1 = RED
- 2 = GREEN
- 3 = SLOTTED

16A000-0000

- 0 = WITHOUT PANEL MOUNT NUT
- 1 = WITH PANEL MOUNT NUT

Example: A 42S valve with a red handle would be:

16A005-1000


The 40 Series valves can also be assembled with a panel mount nut. This nut is threaded onto the neck and allows the user to mount the valve onto a panel. This can be ordered with an optional extension to the part number as shown above in the "How to Order" section.



44A Valve with Brass Handle (unfinished) 16A010-0000



42A Valve with Brass Handle (finished) 16A006-0000



40S Valve with Brass Handle (unfinished) 16A001-0000

Carlisle Machine Works, Inc.,

P.O. Box 746, 412 S. Wade Blvd., Bldg. #5, Millville, NJ 08332

Phone: (800) 922 - 1167

Fax: (856) 825 - 5510

Web Site: www.carlislemachine.com

E-Mail: carlisle@carlislemachine.com



MODEL NUMBER	VALVE NUMBER	BODY STYLE	INLET	OUTLET	HEIGHT	WIDTH SIZE	STEM THREAD SIZE	ORIFICE SIZE
01	40S	STRAIGHT	1/8" NPTF	1/8" NPTF	2 7/8"	2"	5/16"-40	.1935
02	40A	ANGLE	1/8" NPTF	1/8" NPTF	3 1/4"	1 1/4"	5/16"-40	.1935
03	41S	STRAIGHT	1/4" NPTF	1/4" NPTF	2 7/8"	2"	5/16"-40	.1935
04	41A	ANGLE	1/4" NPTF	1/4" NPTF	3 1/4"	1 1/4"	5/16"-40	.1935
05	42S	STRAIGHT	3/8" NPTF	3/8" NPTF	3"	2 1/4"	3/8"-32	.2770
06	42A	ANGLE	3/8" NPTF	3/8" NPTF	3 3/8"	1 3/4"	3/8"-32	.2770
07	43S	STRAIGHT	1/2" NPTF	1/2" NPTF	3 7/8"	2 1/4"	7/16"-32	.3480
08	43A	ANGLE	1/2" NPTF	1/2" NPTF	3 3/8"	1 3/4"	7/16"-32	.3480
09	44S	STRAIGHT	3/4" NPTF	3/4" NPTF	4"	3 5/8"	1/2"-27	.4062
10	44A	ANGLE	3/4" NPTF	3/4" NPTF	5"	2 1/4"	1/2"-27	.4062
11	45S	STRAIGHT	1" NPTF	1" NPTF	5 5/16"	4 1/8"	5/8"-24	.5000
12	45A	ANGLE	1" NPTF	1" NPTF	6"	2 13/16"	5/8"-24	.5000
13	46A	ANGLE	1/8" NPTM	1/8" NPTF	3 1/4"	1 1/4"	5/16"-40	.1570
14	47A	ANGLE	1/8" NPTF	1/8" NPTM	3 1/4"	1 1/4"	5/16"-40	.1570
15	48A	ANGLE	1/8" NPTF	1/8" NPTF	3 1/4"	1 1/4"	5/16"-40	.1570
50	40BU	ANGLE	1/8" UNION	1/8" NPTF	3 3/4"	1 1/4"	5/16"-40	.1570
51	40BU	ANGLE	1/8" NPTF	1/8" UNION	3 1/4"	1 1/2"	5/16"-40	.1935

MIDGET SERIES FINE THREAD METERING VALVES

The Carlisle Midget Series Fine Thread Metering Valves have been carefully designed and precision built to assure maximum efficiency. They are rated for use with all types of combustible gases as well as with air or oxygen. The sturdy construction of the Midget Series valve enables it to be used with high pressure gases. Every Carlisle Midget Series valve is leak-tested under high pressure prior to shipping.

The Midget Series body is manufactured out of brass and stainless steel forgings which are dense grained and free from porosity. Teflon® packing is used for maximum corrosion resistance and safety when using oxygen. The stems are stainless steel and may have either a blunt or vee stem style.



71B Brass Valve with Red Handle
16A028-1000

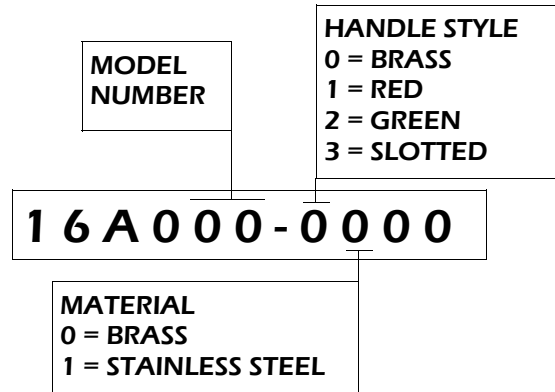
Carlisle Machine Works, Inc.,
P.O. Box 746, 412 S. Wade Blvd., Bldg. #5, Millville, NJ 08332
Phone: (800) 922 - 1167 Fax: (856) 825 - 5510
Web Site: www.carlislemachine.com E-Mail: carlisle@carlislemachine.com



is used for quick opening and larger capacities where as the vee stem is used for finer adjustments. The handles are standardly constructed from brass. For the colored handles, an anodized aluminum handle replaces the brass handle. The colored handles are available in both green and red. The handle can also be made in a slotted style so that the adjustments to the valve require a flat head screwdriver.

The model numbers which are marked with a (*) are made from brass extrusions rather than the standard forgings. The model numbers which are marked with a (†) are not available in the stainless

HOW TO ORDER




Example: A 97B valve in stainless steel with a slotted handle would be:

16A023-3100



MODEL NUMBER	VALVE NUMBER	BODY STYLE	INLET	OUTLET	HEIGHT	WIDTH SIZE	STEM STYLE	ORIFICE SIZE
16	90B	STRAIGHT	1/8" NPTM	1/8" NPTM	2 1/8"	1 3/4"	BLUNT	.1700
17	91B	STRAIGHT	1/4" NPTM	1/4" NPTM	2 1/8"	1 3/4"	BLUNT	.1700
18	92B	STRAIGHT	1/8" NPTF	1/8" NPTF	2 1/8"	1 3/4"	BLUNT	.1700
19*†	93B	STRAIGHT	1/4" NPTF	1/4" NPTF	2 1/8"	1 3/4"	BLUNT	.1700
20	94B	STRAIGHT	1/8" NPTF	1/8" NPTM	2 1/8"	1 3/4"	BLUNT	.1700
21	95B	STRAIGHT	1/8" NPTM	1/8" NPTF	2 1/8"	1 3/4"	BLUNT	.1700
22†	96B	STRAIGHT	1/4" NPTF	1/4" NPTM	2 1/8"	1 3/4"	BLUNT	.1700
23†	97B	STRAIGHT	1/4" NPTM	1/4" SWAGE	2 1/8"	1 3/4"	BLUNT	.1700
24†	98B	STRAIGHT	1/4" SWAGE	1/4" SWAGE	2 1/8"	1 3/4"	BLUNT	.1700
25*†	99B	STRAIGHT	1/4" NPTM	1/4" FLARE	2 1/8"	1 3/4"	BLUNT	.1700
26*†	100B	STRAIGHT	1/4" FLARE	1/4" FLARE	2 1/8"	1 3/4"	BLUNT	.1700
27	70B	ANGLE	1/8" NPTM	1/8" NPTM	2 1/2"	1 1/4"	BLUNT	.1700
28	71B	ANGLE	1/4" NPTM	1/4" NPTM	2 1/2"	1 1/4"	BLUNT	.1700
29	72B	ANGLE	1/8" NPTF	1/8" NPTF	2 1/2"	1 1/4"	BLUNT	.1700

Carlisle Machine Works, Inc.,
P.O. Box 746, 412 S. Wade Blvd., Bldg. #5, Millville, NJ 08332
Phone: (800) 922 - 1167 Fax: (856) 825 - 5510
Web Site: www.carlislemachine.com E-Mail: carlisle@carlislemachine.com



MODEL NUMBER	VALVE NUMBER	BODY STYLE	INLET	OUTLET	HEIGHT	WIDTH SIZE	STEM STYLE	ORIFICE SIZE
30*†	73B	ANGLE	1/4" NPTF	1/4" NPTF	2 1/2"	1 1/4"	BLUNT	.1700
31	74B	ANGLE	1/8" NPTF	1/8" NPTM	2 1/2"	1 1/4"	BLUNT	.1700
32*	75B	ANGLE	1/4" NPTF	1/4" NPTM	2 1/2"	1 1/4"	BLUNT	.1700
33†	76B	ANGLE	1/4" NPTM	1/4" SWAGE	2 1/2"	1 1/4"	BLUNT	.1700
34†	77B	ANGLE	1/4" SWAGE	1/4" SWAGE	2 1/2"	1 1/4"	BLUNT	.1700
35†	78B	ANGLE	1/4" NPTM	1/4" FLARE	2 1/2"	1 1/4"	BLUNT	.1700
36†	79B	ANGLE	1/4" FLARE	1/4" FLARE	2 1/2"	1 1/4"	BLUNT	.1700
37	60V	ANGLE	1/8" NPTM	1/8" NPTM	2 1/2"	1 1/4"	VEE	.0590
38	61V	ANGLE	1/8" NPTF	1/8" NPTF	2 1/2"	1 1/4"	VEE	.0590
39†	62V	ANGLE	1/8" NPTM	1/8" NPTF	2 1/2"	1 1/4"	VEE	.0590
40	80B	STRAIGHT	1/8" NPTM	1/8" NPTM	2 1/8"	1 3/4"	VEE	.0590
41	81V	STRAIGHT	1/8" NPTF	1/8" NPTF	2 1/8"	1 3/4"	VEE	.0590
42	82V	STRAIGHT	1/8" NPTM	1/8" NPTF	2 1/8"	1 3/4"	VEE	.0590
43†	50V	STRAIGHT	1/4" NPTM	1/4" NPTM	2 1/2"	1 7/8"	BLUNT	.2190
44*†	51V	STRAIGHT	1/4" NPTF	1/4" NPTF	2 1/2"	1 7/8"	BLUNT	.2190
45*†	52V	STRAIGHT	1/4" NPTF	1/4" NPTM	2 1/2"	1 7/8"	BLUNT	.2190



51V Brass Valve
with Brass Handle
16A044-0000



60V Brass Valve
with Brass Handle
16A037-3100



74B Brass Valve
With Brass Handle
16A031-2000

Carlisle Machine Works, Inc.,
P.O. Box 746, 412 S. Wade Blvd., Bldg. #5, Millville, NJ 08332
Phone: (800) 922 - 1167 Fax: (856) 825 - 5510
Web Site: www.carlislemachine.com E-Mail: carlisle@carlislemachine.com

