



## 1 - JET LATHE BURNERS


CATALOG NUMBER	ACCESSORIES AND PARTS
12A002-1000	2 Head Burner Bed
12A004-1000	4 Head Burner Bed
12A006-1000	6 Head Burner Bed
12A008-1000	8 Head Burner Bed
12A010-1000	10 Head Burner Bed
12A012-1000	12 Head Burner Bed
12A036-0000	Burner Tip
12A041-1000	Side Arm #1 (pair)
12A041-2000	Side Arm #2 (pair)
12A041-3000	Side Arm #3 (pair)
12A041-4000	Side Arm #4 (pair)
12A041-5000	Side Arm #5 (pair)
12A041-6000	Side Arm #6 (pair)
12A043-0000	Arm Clip
12A045-0000	Arm Tensioner

The 1-Jet is the smallest of this style of lathe burner offered by Carlisle. Each head has only one gas port on it's face. The gas exiting this port mixes with the oxygen that enters from porting located surrounding the face. This type of mixing is known as nozzle mixing and shares many of the same attributes as the surface mixed flame. Also, the chances of flashback are significantly reduced through this type of design.

The versatile 1-Jet burner allows for almost any fuel gas type. This would include natural gas, propane, mixed gases, and hydrogen. Recommended operating pressures are gas at 5 P.S.I. and oxygen at 10 - 15 P.S.I. The dual pivot motion of both the head and arms with the bed allows the Carlisle lathe burner to accommodate a wide range of glass tube diameters. The side-arms are available with the standard arm clips or the advanced design arm-tensioners. The arm clips use a nut and bolt to tighten the two clips holding the arms. This works well for a set position of the arms but complicates re-adjustment of the heads. The arm-tensioners use two holding brackets which can be tightened or loosened by a single hex nut located between them. With this system it is easier to adjust the sidearms and heads to new positions.

The Carlisle 1-Jet Lathe Burner is ideal for almost any type of glass working. It works well with both soft and hard glass, and excels in use with quartz. The entire burner is manufactured from a heat resistant alloy, minimizing burner degradation in heat reflected applications.

CATALOG NUMBER	MODEL NUMBER	# OF HEADS
12A002-0000	1J-2S	2
12A004-0000	1J-4S	4
12A006-0000	1J-6S	6
12A008-0000	1J-8S	8
12A010-0000	1J-10S	10
12A012-0000	1J-12S	12



1-Jet Arm Tensioner  
12A045-0000



1-Jet Arm Clip  
12A043-0000

### BULLETIN REFERENCES

Controls- Bulletins 16A, 16E, 16F  
Other Lathe Burners of this type are offered as per the following:  
7-Jet- Bulletin 12A (continued)  
14-Jet- Bulletin 12C

**Carlisle Machine Works, Inc.,**  
**P.O. Box 746, 412 S. Wade Blvd., Bldg. #5, Millville, NJ 08332**  
**Phone: (800) 922 - 1167 Fax: (856) 825 - 5510**  
**Web Site: [www.carlislemachine.com](http://www.carlislemachine.com) E-Mail: [carlisle@carlislemachine.com](mailto:carlisle@carlislemachine.com)**



# 7 - JET LATHE BURNERS



The 7-Jet is the mid-range of the three sizes of this style of lathe burner. Each head has 7 gas ports on it's face. The gas exiting these ports mixes with the oxygen that enters from porting located surrounding the face. This type of mixing is known as nozzle mixing and shares many of the same attributes as the surface mixed flame. Also, the chances of flashback are significantly reduced through this type of mixture.

The versatile 7-Jet burner allows for almost any type of fuel gas. This would include natural gas, propane, mixed gases, and hydrogen. Recommended operating pressures are gas at 5 P.S.I. and oxygen at 10 - 15 P.S.I. Due to the dual pivot motion of both the head and the arms with the bed, the Carlisle lathe burner is able to accept a wide range of glass diameters. The side-arms are available with the standard arm clips or the advanced style arm-tensioners. The arm clips use a nut and bolt to bring together the clips holding the arms. This works well for a set positioning of the arms but complicates re-adjustment of the heads. The arm-tensioner uses two holding brackets which can be tightened or loosened by a single hex nut located between them. With this system it is easier to positively adjust the sidearms and heads to new positions.

The 7-Jet Lathe Burner is ideal for almost any type of glass working. It works well with both soft and hard glass, and excels in use with quartz. The burner is manufactured from heat resistant alloy steel.

CATALOG NUMBER	MODEL NUMBER	# OF HEADS
12A014-0000	7J-2S	2
12A016-0000	7J-4S	4
12A018-0000	7J-6S	6
12A020-0000	7J-8S	8
12A022-0000	7J-10S	10
12A023-0000	7J-12S	12
12A024-0000	7J-14S	14
12A026-0000	7J-16S	16

CATALOG NUMBER	ACCESSORIES AND PARTS
12A014-1000	2 Head Burner Bed
12A016-1000	4 Head Burner Bed
12A018-1000	6 Head Burner Bed
12A020-1000	8 Head Burner Bed
12A022-1000	10 Head Burner Bed
12A023-1000	12 Head Burner Bed
12A024-1000	14 Head Burner Bed
12A026-1000	16 Head Burner Bed
12A038-0000	Burner Tip
12A042-1000	Side Arm #1 (pair)
12A042-2000	Side Arm #2 (pair)
12A042-3000	Side Arm #3 (pair)
12A042-4000	Side Arm #4 (pair)
12A042-5000	Side Arm #5 (pair)
12A042-6000	Side Arm #6 (pair)
12A042-7000	Side Arm #7 (pair)
12A042-8000	Side Arm #8 (pair)
12A044-0000	Arm Clip
12A046-0000	Arm Tensioner



BULLETIN REFERENCES
Controls- Bulletins 16A, 16E, 16F
Other Lathe Burners of this type are offered as per the following:
1-Jet- Bulletin 12A
14-Jet- Bulletin 12C

**Carlisle Machine Works, Inc.,**  
**P.O. Box 746, 412 S. Wade Blvd., Bldg. #5, Millville, NJ 08332**  
**Phone: (800) 922 - 1167 Fax: (856) 825 - 5510**  
**Web Site: www.carlislemachine.com E-Mail: carlisle@carlislemachine.com**